Playing with Constructions: Free Practice Worksheet

Class 6 · Maths · Chapter 8, Ganita Prakash · Home Practice

Name: _____ Roll No.: _____

Attempt all questions · Max marks: 5

Q1. Look at the rectangle ABCD in the picture. AB = 9 cm and AD = 4 cm. What is the length of CD? [1 mark]

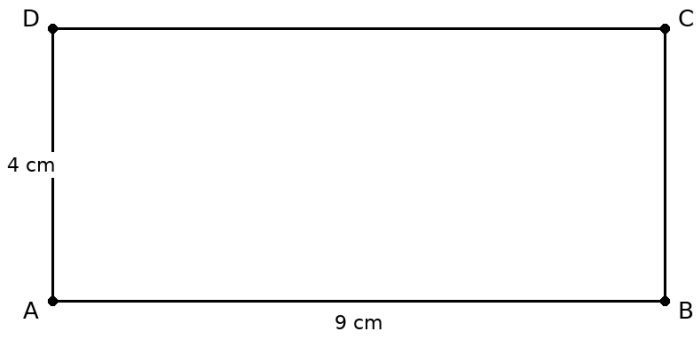

(A) 4 cm

(B) 9 cm

(C) 13 cm

(D) 5 cm

Answer: _____

Q2. The strip in the picture is made of 5 identical squares in a row. The strip is 2 cm wide. How long is the strip? [1 mark]

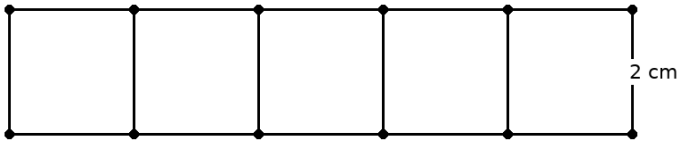

(A) 7 cm

(B) 10 cm

(C) 50 cm

(D) 5 cm

Answer: _____

Q3. Asha is constructing rectangle ABCD with AB = 7 cm and BC = 3 cm. She has drawn AB. Through which point must she draw the perpendicular to AB on which she marks C? [1 mark]

(A) Through A

(B) Through B

(C) Through the middle of AB

(D) Through any point of AB

Answer: _____

Q4. A four-sided figure with all four sides equal is always a square. [1 mark]

True / False

Q5. Look at the picture. Rectangle ABCD has AB = 10 cm and BC = 4 cm. The square AEFD is drawn inside it, with E on AB and F on DC. The length of EB is _____ cm. [1 mark]

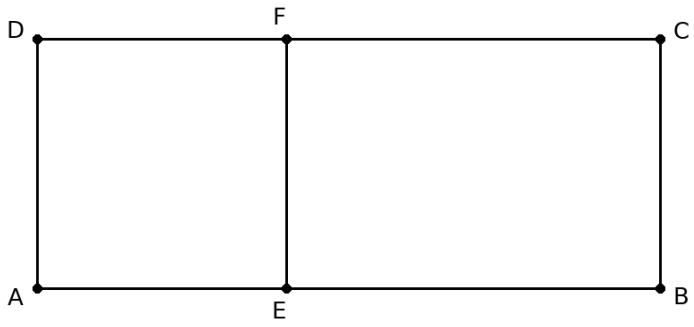

Answer: _____

Answers

Playing with Constructions: *Free Practice Worksheet* · 5 *questions* · 5 *marks*.

Q1	Option B — 9 cm
Q2	Option B — 10 cm
Q3	Option B — Through B
Q4	False
Q5	6

More Playing with Constructions practice, with a worked explanation for every question: *claylearn.in/maths/class-6/playing-with-constructions*