Lines and Angles: Free Practice Worksheet

Class 6 · Maths · Chapter 2, Ganita Prakash · Home Practice

Name: _____ Roll No.: _____

Attempt all questions · Max marks: 5

Q1. Look at the angle marked with an arc in the picture. Which is a correct name for this angle? [1 mark]

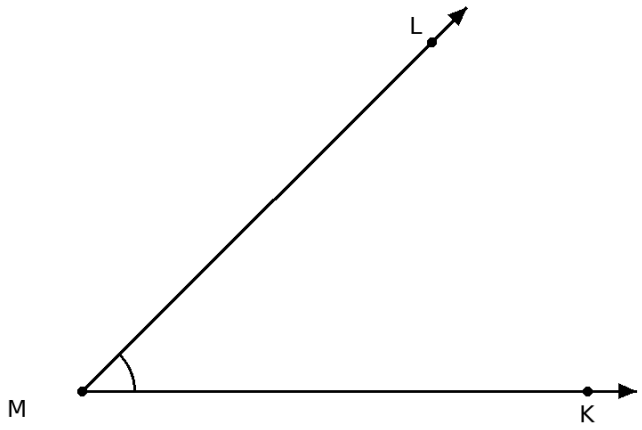

(A) ∠KML

(B) ∠MKL

(C) ∠KLM

(D) ∠LKM

Answer: _____

Q2. Look at the picture. Four rays OA, OB, OC and OD start from the point O. How many angles, each smaller than a straight angle, have two of these rays as their arms? [1 mark]

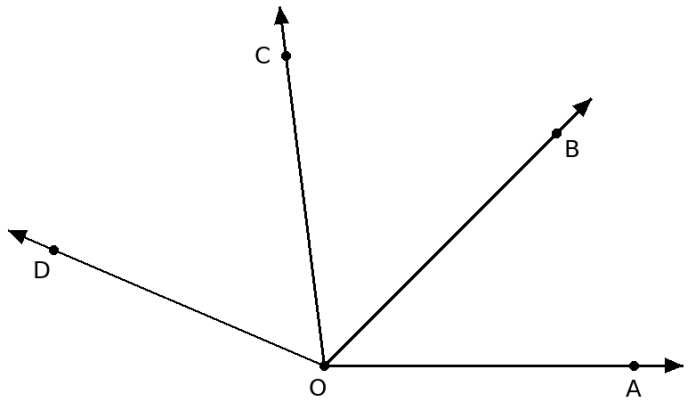

(A) 3
(B) 4
(C) 6
(D) 8

Answer: _____

Q3. In the picture, A, O and B lie on a straight line. ∠AOC = 40° and ∠COD = 75°. What is the measure of ∠DOB? [1 mark]

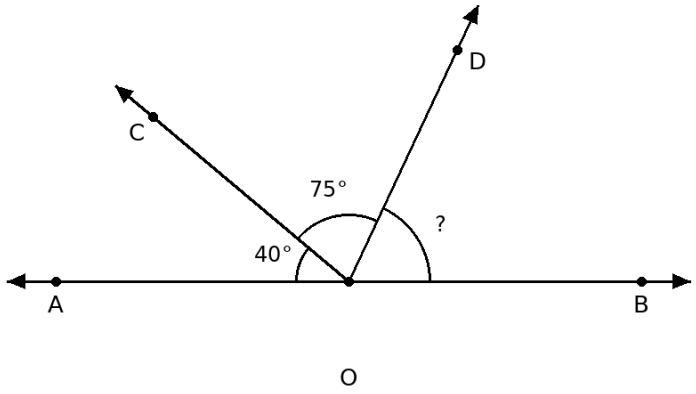

(A) 65°
(B) 245°
(C) 60°
(D) 115°

Answer: _____

Q4. Ray PQ starts at P and passes through Q. Ray QP is the same ray as ray PQ. [1 mark]

True / False

Q5. Shreya puts the centre of her protractor on the vertex O of ∠POQ. Neither arm lies on 0. On the same scale, arm OP passes through 25 and arm OQ passes through 110. ∠POQ measures _____°. [1 mark]

Answer: _____

Answers

Lines and Angles: *Free Practice Worksheet* · 5 *questions* · 5 *marks*.

Q1	Option A — ∠KML
Q2	Option C — 6
Q3	Option A — 65°
Q4	False
Q5	85

More Lines and Angles practice, with a worked explanation for every question: *claylearn.in/maths/class-6/lines-and-angles*