Grandmother’s Quilt: Free Practice Worksheet

Class 5 · Maths · Chapter 11, Maths Mela · Home Practice

Name: _____ Roll No.: _____

Attempt all questions · Max marks: 5

Q1. Look at the rectangle. What is its perimeter? [1 mark]

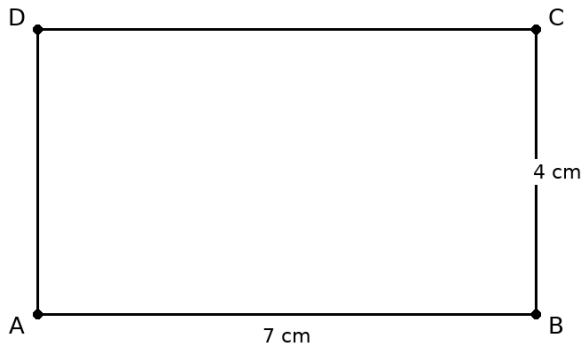

(A) 11 cm

(B) 28 cm

(C) 22 cm

(D) 15 cm

Answer: _____

Q2. Look at the grid. Each small square is 1 square cm. What is the area of the whole grid? [1 mark]

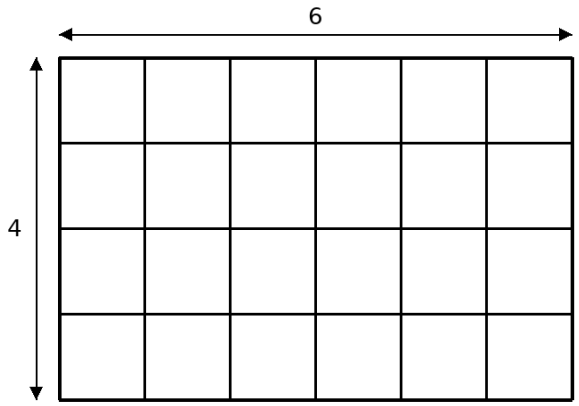

(A) 10 square cm

(B) 20 square cm

(C) 48 square cm

(D) 24 square cm

Answer: _____

Q3. Look at the shape. All its corners are right angles. Two of its sides are not labelled. What is the perimeter of the shape? [1 mark]

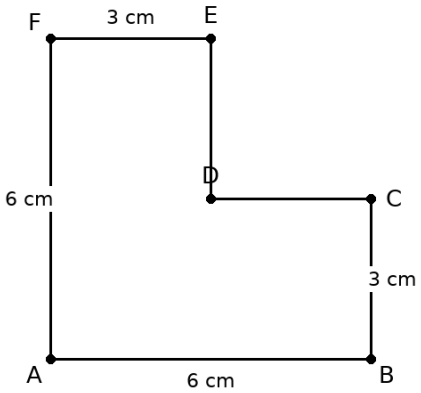

(A) 24 cm

(B) 18 cm

(C) 27 cm

(D) 21 cm

Answer: _____

Q4. A rectangle 8 cm long and 2 cm wide has the same perimeter as a square with sides of 5 cm, but its area is smaller. [1 mark]

True / False

Q5. Dadi sews lace all around the border of a square tablecloth. She uses 96 cm of lace. Each side of the tablecloth is _____ cm long. [1 mark]

Answer: _____

Answers

Grandmother's Quilt: *Free Practice Worksheet* · 5 *questions* · 5 *marks*.

Q1	Option C — 22 cm
Q2	Option D — 24 square cm
Q3	Option A — 24 cm
Q4	True
Q5	24

More Grandmother's Quilt practice, with a worked explanation for every question: *claylearn.in/maths/class-5/grandmothers-quilt*