Fun with Symmetry: Free Practice Worksheet

Class 4 · Maths · Chapter 11, Maths Mela · Home Practice

Name: _____ Roll No.: _____

Attempt all questions · Max marks: 5

Q1. Which capital letter has a line of symmetry that goes across it, from side to side? [1 mark]

(A) The letter A

(B) The letter C

(C) The letter M

(D) The letter T

Answer: _____

Q2. Look at the triangle. All three of its sides are equal. It has only one line of symmetry. [1 mark]

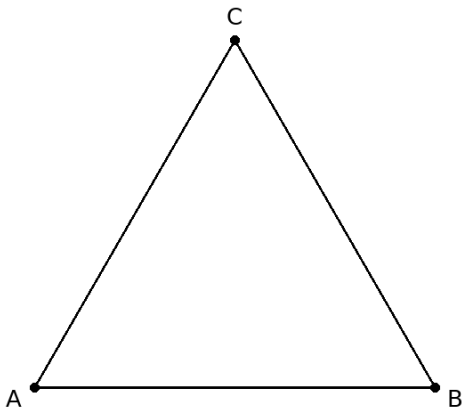

True / False

Q3. Each number is written on a card, and a mirror is kept upright beside the card. Which number looks exactly the same in the mirror? [1 mark]

(A) 2552

(B) 6006

(C) 8008

(D) 3883

Answer: _____

Q4. Look at the six-sided tile. All its sides are equal and all its corners are equal. The tile has _____ lines of symmetry. [1 mark]

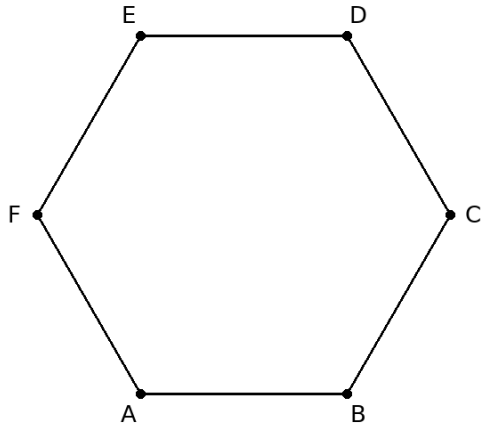

Answer: _____

Q5. Look at shape ABCD. The line AC cuts it into two triangles of the same size and shape. Is AC a line of symmetry of the shape? [1 mark]

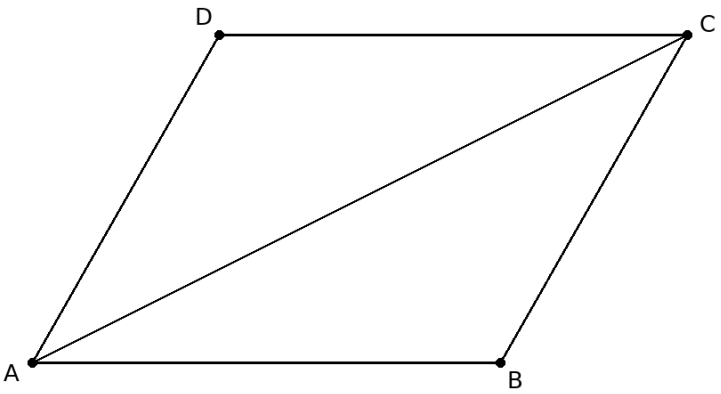

(A) Yes, because the two halves are the same size and shape

(B) No, because when the shape is folded along AC, the two halves do not lie exactly on each other

(C) Yes, because every line from one corner to another is a line of symmetry

(D) No, because a line of symmetry must always stand straight up

Answer: _____

Answers

Fun with Symmetry: *Free Practice Worksheet* · 5 *questions* · 5 *marks*.

Q1	Option B — The letter C
Q2	False
Q3	Option C — 8008
Q4	6
Q5	Option B — No, because when the shape is folded along AC, the two halves do not lie exactly on each other

More Fun with Symmetry practice, with a worked explanation for every question: *claylearn.in/maths/class-4/fun-with-symmetry*