Vegetable Farm: Free Practice Worksheet

Class 1 · Maths · Chapter 6, Joyful Mathematics · Home Practice

Name: _____ Roll No.: _____

Attempt all questions · Max marks: 5

Q1. Look at the jump on the number line. Which number sentence does it show? [1 mark]

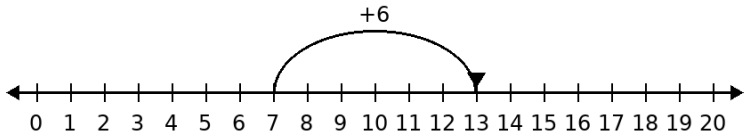

(A) 7 + 6 = 12

(B) 7 − 6 = 1

(C) 7 + 13 = 20

(D) 7 + 6 = 13

Answer: _____

Q2. Look at the ten-frames. The black counters show 9. The white counters show 6 more. Which is the same as 9 + 6? [1 mark]

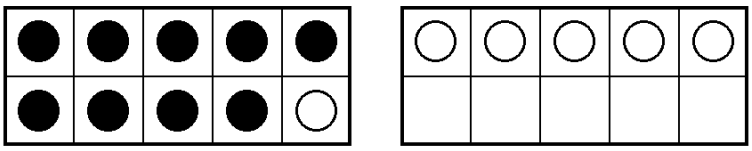

(A) 10 + 5
(B) 10 + 6
(C) 10 + 4
(D) 9 + 5

Answer: _____

Q3. Look at the baskets. There are 15 brinjals in all. One basket has 7 brinjals. The other basket is covered. How many brinjals are in the covered basket? [1 mark]

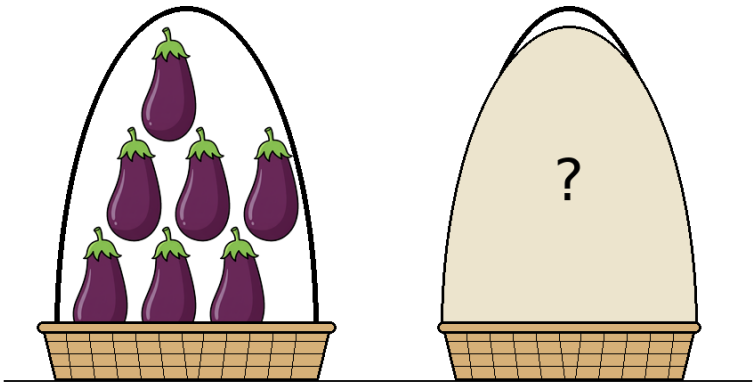

(A) 8
(B) 9
(C) 15
(D) 22

Answer: _____

Q4. 13 − 5 = 9. [1 mark]

True / False

Q5. A basket has 6 carrots and 5 radishes. Amma takes out 3 carrots to cook. _____ vegetables are left in the basket. [1 mark]

Answer: _____

Answers

Vegetable Farm: *Free Practice Worksheet* · 5 *questions* · 5 *marks*.

Q1	Option D — 7 + 6 = 13
Q2	Option A — 10 + 5
Q3	Option A — 8
Q4	False
Q5	8

More Vegetable Farm practice, with a worked explanation for every question: *claylearn.in/maths/class-1/vegetable-farm*