Mango Treat: Free Practice Worksheet

Class 1 · Maths · Chapter 3, Joyful Mathematics · Home Practice

Name: _____ Roll No.: _____

Attempt all questions · Max marks: 5

Q1. Look at the picture. How many pomegranates are there? [1 mark]



(A) 5

(B) 6

(C) 7

(D) 8

Answer: _____

Q2. Look at the plate. Amma puts 1 more mango on it. How many mangoes are on the plate now? [1 mark]



(A) 1
(B) 4
(C) 5
(D) 6

Answer: _____

Q3. Look at the baskets. Who has the least number of mangoes? [1 mark]

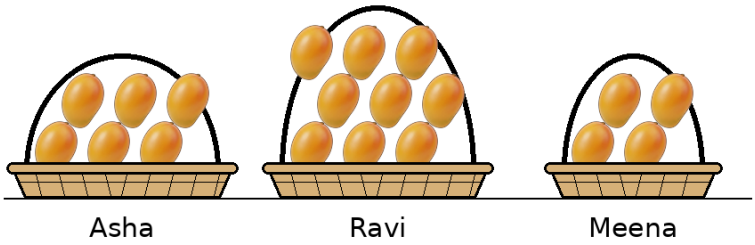

(A) Asha
(B) Meena
(C) Ravi
(D) All have the same

Answer: _____

Q4. Look at the picture. The two hands show 7 fingers in all. [1 mark]



True / False

Q5. Look at the number track. The numbers go down by 1. The missing number is _____. [1 mark]

9	8		6	5	4

Answer: _____

Answers

Mango Treat: *Free Practice Worksheet* · 5 *questions* · 5 *marks*.

Q1	Option C — 7
Q2	Option C — 5
Q3	Option B — Meena
Q4	True
Q5	7

More Mango Treat practice, with a worked explanation for every question: *claylearn.in/maths/class-1/mango-treat*